



ORR OUTDOOR RECREATION ROUNDTABLE

The Economic Impact of Outdoor Recreation

A LEADING INDUSTRY

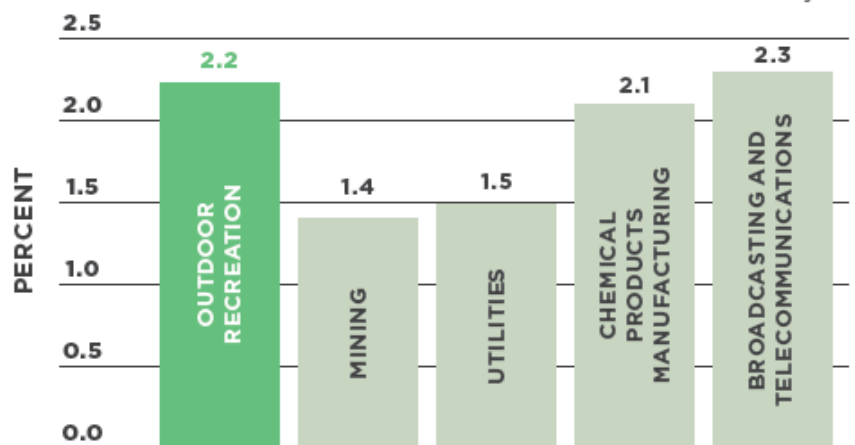
The outdoor recreation economy accounted for

2.2%

of U.S. GDP in 2016, making it one of the nation's largest economic engines

OUTDOOR RECREATION AS A PERCENT OF GDP WITH COMPARABLE INDUSTRIES, 2016

U.S. Bureau of Economic Analysis



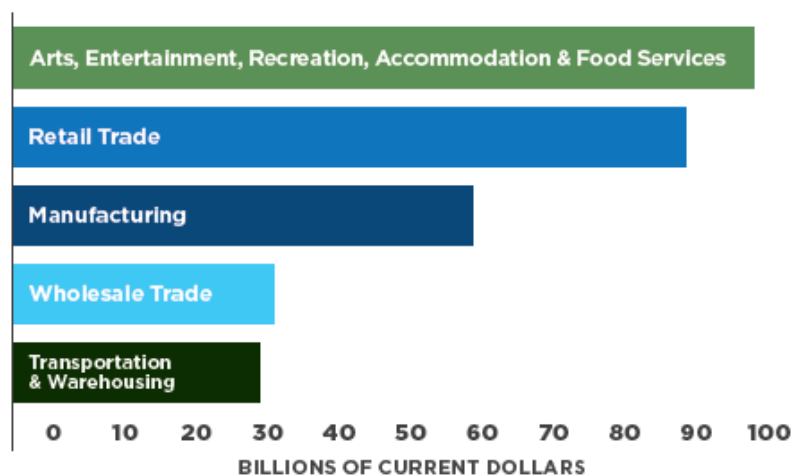
DRIVER OF ECONOMIC GROWTH AND WAGES

Wage growth grew at

4.3%

from 2015 to 2016, compared to 2.7% in the overall U.S. economy

OUTDOOR RECREATION VALUE ADDED FOR SELECTED INDUSTRIES (2016)









Outdoor recreation's **annual gross output*** was calculated at:

\$734 billion



*Gross output is the value of the goods and services produced by the nation's economy.

OUTDOOR RECREATION INDUSTRY SECTOR	OUTPUT
 Boating/Fishing	\$36.9 BILLION
 Game Areas (Including Golf & Tennis)	\$34.7 BILLION
 RVing	\$30.0 BILLION
 Guided Tours/Outfitted Travel	\$25.7 BILLION
 Festivals/Sporting Events/Concerts	\$23.1 BILLION
 Motorcycling/ATVing	\$20.3 BILLION

BEA reports that outdoor recreation **accounted for 4.5 million jobs in 2016**



SIMILAR TO THE EMPLOYMENT LEVELS OF THE HOSPITAL, TRANSPORTATION & WAREHOUSING AND NONDURABLE GOODS MANUFACTURING INDUSTRIES

The Outdoor Recreation Roundtable is the nation's premier coalition of outdoor recreation trade associations, made up of 27 members representing more than 50,000 American businesses

For more information, visit
www.recreationroundtable.org

